

For all IP locations

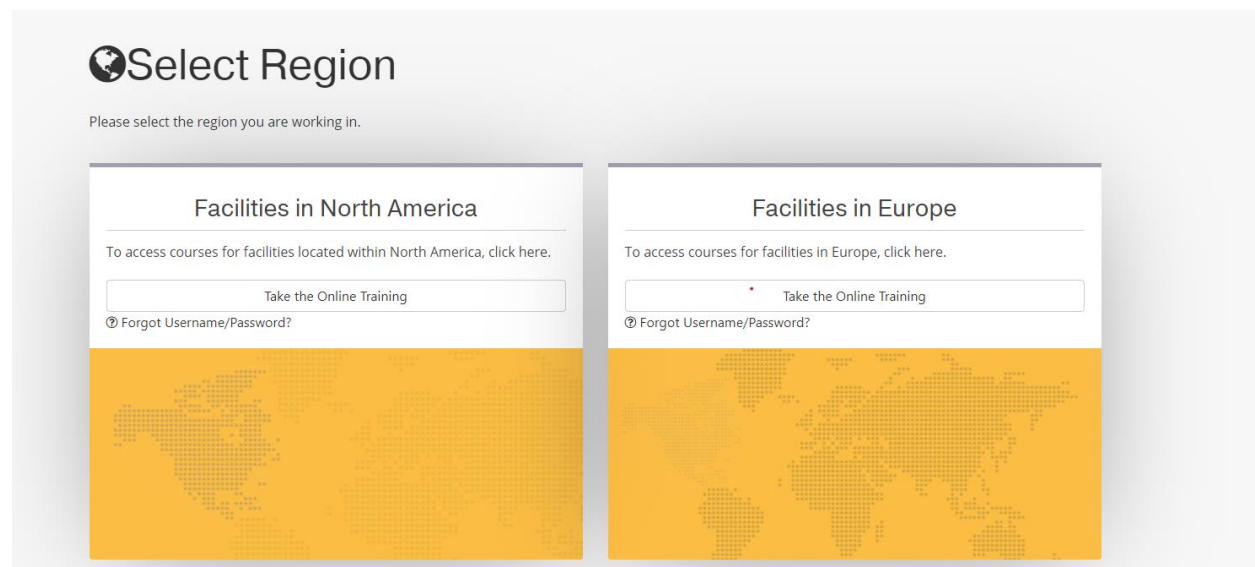
Use Card on File to pay for training, notify Blythe Pruitt when you complete, to have your certificates printed, you must have your certificates with you until you receive your card. In 2-3 weeks, you will receive actual cards you must take with you when you go to the job site.

Go to site:

www.tappisafe.org

click

Taking the online training




Take the Online training under facilities in North America

Username: [AIS3250](#)

Password: welcome

Home Help



Welcome to TAPPISAFE

Username

Password

[Forgot Password](#)
[Create Account](#)

Remember Me

Enter in YOUR SS# without dashes, click search

Home Logout Help

Student Information

Student Id Number:

Enter your First and Last Name

Create Student Record

Home Logout Help

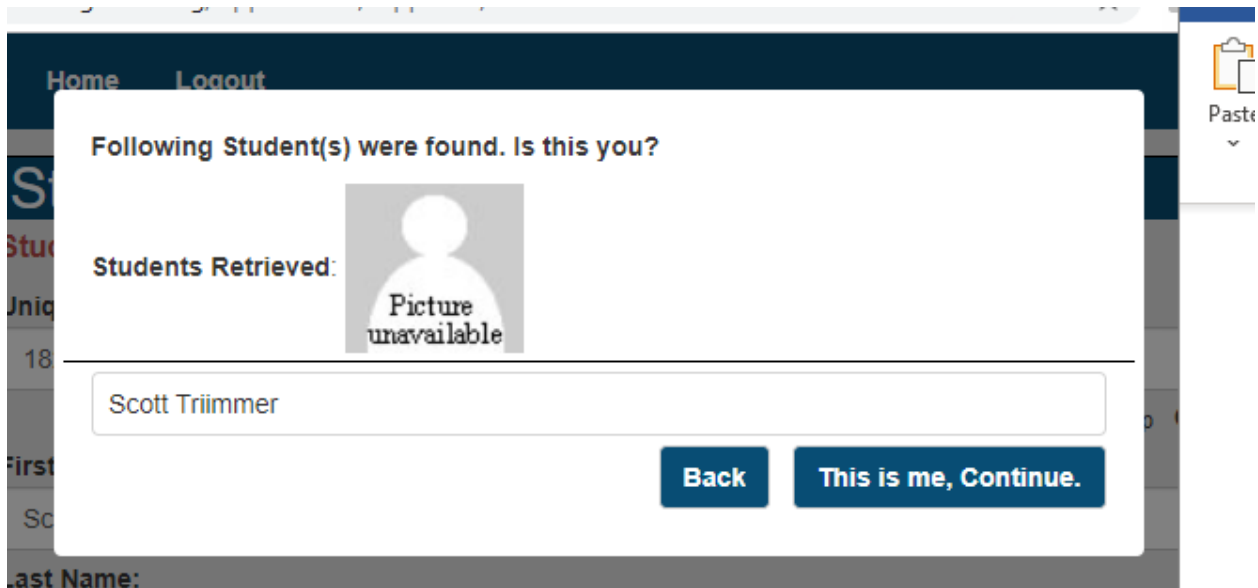
Student Information

Student not found

Unique 9 digit number:

First Name:

Last Name:



Available training will be listed:

Available Training		Training History		
Course	Length	Training Status	Last Class	Expiration
TAPPISAFE Basic Orientation Refresher (12TSREF)	45 mins.	Start	–	–
TAPPISAFE Basic Orientation Spanish (12TSBASS)	1 hr. 30 mins.	Start	–	–
TAPPISAFE Basic Orientation French (12TSBASF)	1 hr. 30 mins.	Start	–	–
TAPPISAFE Basic Orientation (12TSBAS)	1 hr. 30 mins.	Start	–	–

Tappisafe Basic Orientation 12TSBAS is the course everyone must take.

After clicking start, select use card on file:

If requested, phone number is 717-764-9811, Zip Code: 17406

Once you complete and pass the training you will need to print your certificates, if you do not have access to printer, have the certificates emailed to Blythe (blythe@ais-york.com) or Scott (Scott.Trimmer@ais-york.com)

Always contact Blythe when you have completed so she can print the receipt